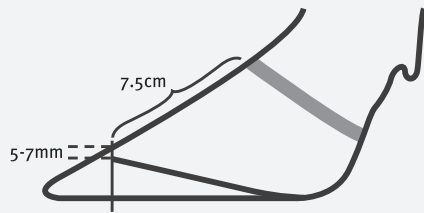


5 STEP TRIMMING PROCESS

FUNCTIONAL TRIMMING



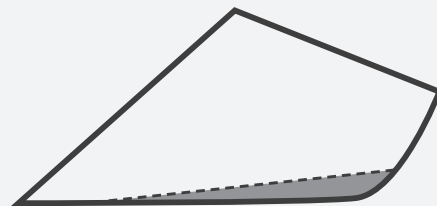
- 1.** Make the inner claw 7.5cm long.
Leave 5-7mm thickness in the tip.
Spare the heel.

- 2.** Make the outer claw equally long and make the bearing surface at the same level as the inner claw (if possible).

- 3.** Make the slope (scallop out) in the sole.

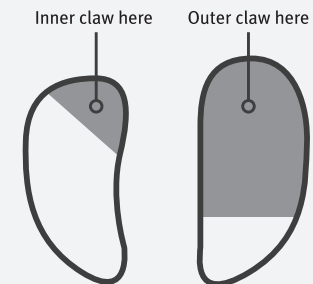


CURATIVE TRIMMING



- 4.** If the outer claw is damaged, make this claw lower towards the heel, so that the weight is transferred partly to the second.

- 5.** Remove loose horn and trim down hard ridges.



"Supporting farmers to become the best they can be by raising the standard of hoof care in New Zealand"